



Next Gen Technology.
Next Level CMYK + Inspiration.

Revoria Press SC285S / SC285

 **Revoria Press™**



Next Gen Technology. ■ Next Level CMYK+ Inspiration.

Feel the innovative power of expandable colour realized in a space-saving design as it paves the way for new printing possibilities. Discover the rich functionality and smooth operability that unlock endless ideas before your eyes.



Discover next-level print quality and our specialty CMYK+ toner integrated into a familiar compact design. Experience high-quality CMYK printing with the Super EA-Eco toner which is utilized in the high-end models and the remarkable brilliance of metallic colours. Expanded features let anyone unlock a new world of printing possibilities effortlessly.



As print possibilities grow, so do creativity and the power to offer solutions. Versatile paper handling, advanced post-processing, and a user-friendly interface let you bring ideas to life and make business opportunities a reality.



Let superb productivity quality provide the business needs. Our next-level quality, reliability, whatever



and professional print robust support your print server delivers productivity, and the task.



The consistent print quality and operational efficiency automation offer can revolutionize your business. Take on complex tasks that used to require specialized skills and set a course for sustainable business growth.



In addition to beautiful printed materials, discover a full range of office-ready copy and scan functions designed to enhance your business quality and efficiency.

Unleash creativity and create new value

CMYK+ specialty toner print engine

Specialty toners are available in gold, silver, white, clear, pink, custom red, and textured paper toner.* One specialty toner can be used in addition to CMYK for overprinting. Unique patented technology improves productivity, image quality, and paper versatility performance with the press in a compact size.

* Availability of Gold will be announced later.



Combine gold or silver with CMYK to achieve spectacular metallic colours thanks to Fujifilm technology.



Expand the colour gamut using pink toner and make it possible to reproduce vivid RGB and spot colours such as red, orange, and purple that can't be achieved using CMYK alone.



The use of clear toner alone or overprinted on CMYK produces a textured, glossy feel and a sense of luxury.

Master specialty toner with a full range of support functions

- Automatic pink toner optimization to realize wider colour gamut and smooth skin tone*.
- Specialty Colour Quick Viewer (SCQV) allows user to preview the effect of specialty colours as well as different substrates before printing.
- Users can quickly change to a specific specialty colour without special skills.

* Available in Revoria Flow



Fujifilm Metallic Swatches

Proprietary technology for CMYK high image quality

Super EA*-Eco toner (CMYK)

- Features high-quality Super EA-Eco toner identical to those used in our high-end models.
- Toner particle size has been reduced to among the smallest in the industry, and toner particle shape standardized for crisp rendering of detailed characters and fine lines.
- Gradations, such as halftones, are reproduced more smoothly and beautifully for more even blue skies and skin tones.

* EA : Emulsion Aggregation

2,400 x 2,400 dpi LED printhead

Thanks to our unique technology, the compact, high-image-quality LED printhead delivers high-resolution output at up to 2,400 x 2,400 dpi for sharp lines and images, enabling high-definition printing.



High-definition printing with LED printhead



PRINT. FLEXIBLY.

More printing possibilities than ever before

- Offer better solutions thanks to reliable technologies that enable a wide variety of paper sizes and post-processing.
- Supports a wide range of paper sizes, from a minimum of 90 x 146 mm up to 330 x 660 mm, with optional banner sheet printing (single-sided) up to 330 x 1,300 mm.
- Paper weights flexibility from lightweight 52 gsm to heavyweight 400 gsm.



Printing on envelopes with a minimum paper width of 90 mm ▼

Folding carton and label sticker



◀ Printing on water-resistant paper for menu lists




▲ Supports banner sheet sizes up to 330 x 1,300 mm

Technology that keeps you ready for anything

Print beautifully even on textured paper

The intermediate transfer belt ensures reliable, high-quality output even on typically difficult-to-print textured media, such as embossed papers.



Removes static electricity for stable paper handling*

- Enables stable paper handling.
- Protect operators safely from high amount of static electricity.

* Static Eliminator D1

Reliable paper feed across various types of paper*

The air-suction feed tray, equipped with our proprietary Shuttle Head technology, ensures a reliable feed of papers prone to paper dust accumulation, textured papers, and coated papers that tend to stick together.

* Air Suction Feeder

Making productivity and print quality work together

85 ppm high productivity

- Realize top speed for both uncoated paper (52-400 gsm) and coated paper (72-400 gsm).
- High-productivity A3 printing at 47 ppm

Calibration for G7 standard*

G7 calibration achieves consistent gray balance and neutral tonality across different printing processes, substrates, and printing conditions. A standard that is widely adopted in the printing industry to ensure colour consistency and quality across various printing technologies and platforms.

Note: G7® is Idealliance's global industry-leading set of specifications for achieving visual similarity across all print processes.

* G7 certified with the software for Revoria Flow and Fiery Color Profiler Suite.

High resolution-, high productivity-ready print server

- 1,200 x 1,200 dpi RIP processing reproduces images with their original vivid quality. Even fine text and lines can be reproduced at 1,200 dpi resolution.
- High-precision 3D calibration and feedback functions ensure consistent colour reproduction.
- Different-sized data can be imposed at any desired position for more efficient use of banner sheets and reduced paper waste.

Supporting your business growth

AI correction (available in Revoria Flow)

- AI automatically identifies the scene per photo, applies appropriate image correction, and prints them beautifully.
- Sky colour, skin tone, texture, brightness, backlight, noise, and sharpness correction.

Print Inspection System* (available in Revoria Flow)


- Printed material is compared with the RIP image during printing to detect anomalies.
- This streamlines the laborious task of checking for print irregularities, saving significant time and effort.



Image inspection : Detects dots, dirt, print defects, and paper folds.
Barcode/OCR : Checks readability of characters and barcodes, numbering information continuity, and front/back characters and numbering continuity.

* Optional

Real-time detection and correction during printing*



- Automatic detection and correction of colour density variations and front-to-back misalignments during printing.
- Optimization continues throughout the printing process, with little to no decrease in print speed.
- Real-time correction can be performed during normal printing operations without needing high-level expertise or reliance on special skills.

* Smart Monitoring Gate D1

Scan originals for easy colour-matching (available in Revoria Flow)

When reprinting previous work or prints produced on other machines, you can match colours simply by scanning a sample print. Colour matching is possible based on paper originals, even when original printing conditions are unknown, eliminating the need for operators to create complex profiles.

Handle production and office work with 2-in-1 versatility

Equipped with office-ready features

Duplex Automatic Document Feeder

	Scan speed of the documents
Scan *1	135 ppm (Colour / BW) 1 pass, 2-sided scanning : 270 ppm (Colour / BW)
Copy *2	90 ppm (Colour / BW), A4

*1 Standard Document (A4), 200 dpi, to Folder.

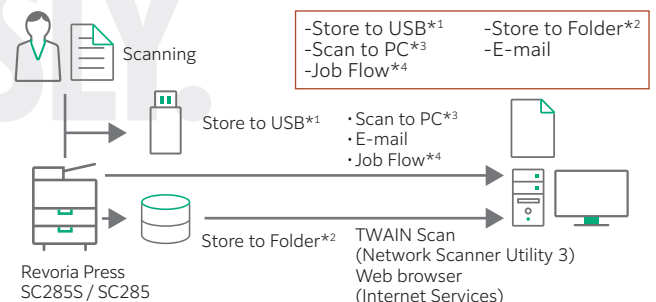
*2 Copying speed is 85 ppm (A4) at maximum.

Serverless on-demand print

Even if the device you selected for output is occupied, you can print your documents from another available device on the network.

Note: Optional Server-less On-demand print and External IC Card Reader B are required. Use Multi-model Print Driver 2.

Various scanning functions



*1: Optional USB Hub and USB Memory Kit are required.

*2: Scanned files are stored to Folders on the device. To store them to PC, use web browsers, Stored File Manager 3 belonging to Network Scanner Utility 3, or TWAIN compliant applications.

*3: Scanned files are sent and stored to PC folders via FTP transfer or SMB.

*4: Scanned files are sent to defined destinations. You need to create a job flow in advance in which distribution destinations are specified.

Revoria Press SC285S / SC285

Full Configuration



Full Configuration W8,487 x D858 x H1,252 mm*

* Extension Kit and Extension Kit Extra are not included in height.

Various Options Available According to Needs

Feeding Options



High Capacity Feeder C3-DS + Multi Sheet Inserter for Banner Print

Air Assist **Multifeed Detection**
2,100 sheets x 2 trays + 250 sheets
Maximum A3, 330 x 660 mm



High Capacity Feeder C3-DS + 2nd High Capacity Feeder C1-DS + Multi Sheet Inserter for Banner Print

Air Assist **Multifeed Detection**
2,100 sheets x 4 trays + 250 sheets
Maximum A3, 330 x 660 mm



Air Suction Feeder C1-DS*1

Air Suction **Multifeed Detection**
2,200 sheets x 2 trays + 250 sheets
Maximum A3, 330 x 660 mm



Chained Air Suction Feeder C1-DS-L*1 + C1-DS-R

Air Suction **Multifeed Detection**
2,200 sheets x 4 trays + 250 sheets
Maximum A3, 330 x 660 mm



Air Suction Feeder C1-DSXL*1 + Banner Unit for Air Suction Feeder C1-DSXL

Air Suction **Multifeed Detection**
Long Sheets Feeding
900 sheets + 2,200 sheets + 250 sheets
Maximum A3, 330 x 1,300 mm (Upper tray)



Chained Air Suction Feeder C1-DSXL-L*1 + C1-DS-R + Banner Unit for Air Suction Feeder C1-DSXL

Air Suction **Multifeed Detection**
Long Sheets Feeding
900 sheets + 2,200 sheets x 3 trays + 250 sheets
Maximum A3, 330 x 1,300 mm (Left Upper tray)



High Capacity Feeder B1-S*2

A4 Size
2,100 sheets x 1 tray
Maximum A4



High Capacity Feeder B1-S + Multi Sheet Inserter for Banner Print

Air Assist **Multifeed Detection**
Cabinet
2,100 sheets x 1 tray + 250 sheets
Maximum A3, 330 x 660 mm

Output Options

1 Interface Decurler Module D1

Real Time Curl Correction

2 Inserter D1

Cover / Sheet Insertion

3 GBC® FuturoPunch Pro*3

Punch for Various Bindings

4 Static Eliminator D1

Eliminate Static Electricity

5 Smart Monitoring Gate D1

Scanning Print Pages

6 High Capacity Stacker A1

5000-sheet Offset-stacking

Stacker Cart

Long Sheets Output*4

High Capacity Stacker A1 with Transport Module

Connection with 3rd Party Finisher

5000-sheet Offset-stacking

Stacker Cart

Long Sheets Output*4

7 Crease / Two-sided Trimmer D2

Two-sided Trim **Crease**

8 Folder Unit CD2

Z Fold Half Sheet **Tri-fold**

9 Finisher D6 with Booklet Maker

Sort / Stack **Staple**

Punch*4 **Single Fold**

Saddle Staple **Long Sheets Output*4**

Finisher D6

Sort / Stack **Staple**

Punch*4 **Long Sheets Output*4**

10 Square Back Fold Trimmer D1

Face Trim **Square Back**

Folder Unit CD3

Z Fold Half Sheet **Tri-fold**

Finisher-C5 / Finisher-C5 with Booklet Maker

Sort / Stack

Staple **Staple-free Staple**

Punch

Saddle Staple / Single Fold*5

Offset Catch Tray

Offset Stack

Long Catch Tray

Long Sheets Output

Finishing Applications



Cover / Sheet Insertion



Punch



Staple-free Staple



Staple



Saddle Staple



Single Fold



Z Fold Half Sheet



Tri-fold



Crease*1



Face Trim



Two-sided Trim



Full Bleed Trim*2



Square Back

*1: Up to 5 creases are possible for mountain fold and valley fold. *2: Full Bleed Trim is performed for Two-Sided Trim and Face Trim.

Print Servers



Revoria Flow SC21



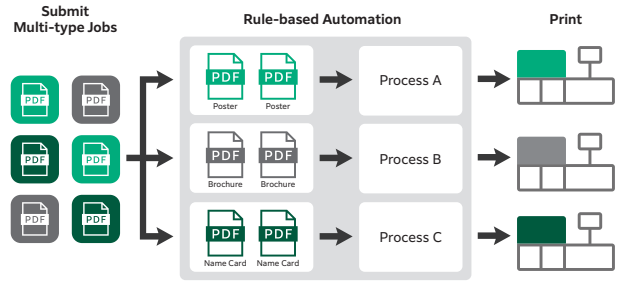
Revoria Flow SC22

Advanced Digital Workflow Automation. Made Simple.

Revoria XMF PressReady

Revoria XMF PressReady is an intuitive centralized management software that empowers Print Service Providers to manage job submission from multiple sources (Web-To-Print System, Print Management Information System, and PDF files from customers) efficiently.

With Revoria XMF PressReady, you can also automate repetitive tasks such as pre-flighting, imposition, grouping, sorting, numbering, etc. and direct specific print jobs to the appropriate digital press based on the prescribed condition set.

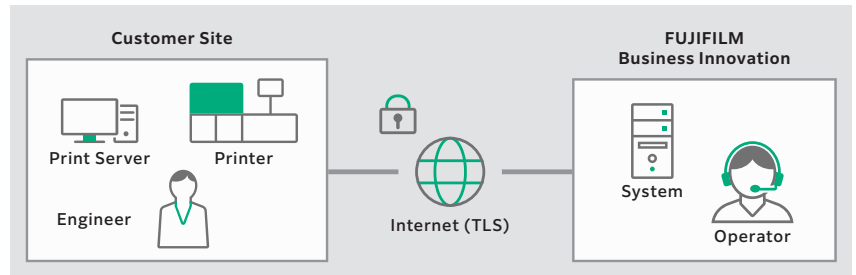


Reliable Support System Remote Services*

FUJIFILM Business Innovation Remote Services enhance machine reliability, uptime, and productivity, ensuring seamless business operations. Using remote services to connect our support systems and tools with skilled teams worldwide, we deliver responsive assistance precisely when you need it. This proactive approach, supported by in-depth knowledge and comprehensive product understanding, lets us offer the solutions you need.

* This support availability varies depending on the location. For more information, please consult your assigned sales representative.

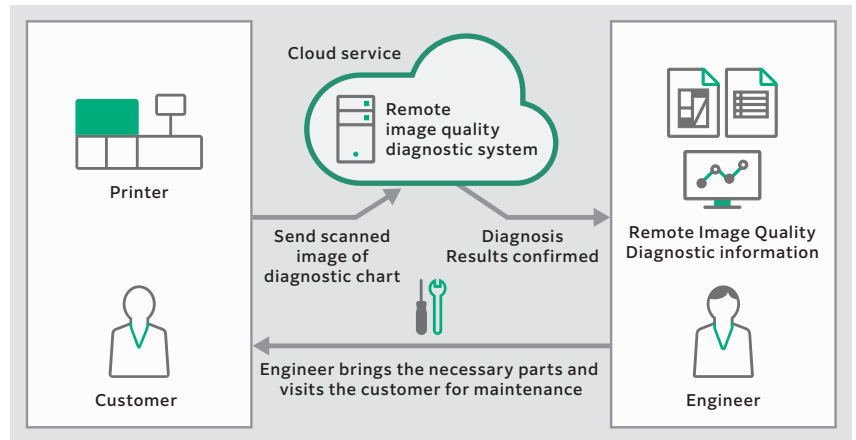
- Reduce downtime by transmitting machine data to detect and prevent problems.
- Keep your printing supplies stocked and automatically delivered, improving utilisation efficiency.
- Automatically report billing meters to save time and improve accuracy.



Remote Image Quality Diagnostics

By diagnosing the output image quality of customer machines remotely, it contributes to stabilizing image quality.

- The necessary parts and the repair procedures can be prepared in advance, thus minimizing the machine downtime.
- The diagnostic result and maintenance history of each machine are remotely collected and accumulated, and these records are used for effective maintenance.



• G7 certification for Revoria Flow and Fiery Color Profiler Suite software. • Idealliance's Digital Press certification for Revoria Flow SC21. • Fogra certification for Revoria Flow.



FUJIFILM Business Innovation Philippines Corp.

25th Floor, SM Aura Tower, 26th St. Corner McKinley Parkway, Taguig City 1630 Philippines
Tel. 632-8878-5200

fujifilm.com/fbph

The available model varies depending on the country/region. Please ask the sales representatives for details.

The product specifications, appearance and other details in this brochure are subject to change without notice for improvements.

Reproduction Prohibitions Please note that reproduction of the following is prohibited by law: • Domestic and foreign currencies, government-issued securities, and national bonds and local bond certificates. • Unused postage stamps, post cards, etc. • Certificate stamps stipulated by law. • Reproducing works forming the subject matter of copyright (literary works, musical works, paintings, engravings, maps, cinematographic works, drawings, photographic works, etc.) is not permitted unless the reproduction is for the purpose of personal use, family use or other similar uses within a limited circle.

Trademarks • FUJIFILM and FUJIFILM logo are registered trademarks or trademarks of FUJIFILM Corporation. • Revoria, Revoria logo, Revoria Press and Revoria Flow are registered trademarks or trademarks of FUJIFILM Business Innovation Corp. • Adobe, Adobe logo, PostScript and PostScript logo, Adobe PDF, Adobe PDF Print Engine are either registered trademarks or trademarks of Adobe in the United States and/or other countries. • Windows, Windows Server and Active Directory are registered trademarks of Microsoft Corporation. • Fiery and the Fiery logo are trademarks or registered trademarks of Fiery, LLC and/or its wholly owned subsidiaries in the U.S. and/or certain other countries. All rights reserved. • G7 is a registered trademark of Idealliance. • Idealliance is a registered trademark of PRINTING United Alliance. • PANTONE and other Pantone trademarks are trademarks or registered trademarks of Pantone LLC in the United States and/or other countries. • All product names and company names mentioned in this brochure are trademarks or registered trademarks of their respective companies.



For Your Safety

Before using the product, read the Instruction Manual carefully for proper use. Use the product with the power source and voltage specified. Be sure to establish ground connection. Otherwise, electronic shock may result in the case of a failure or short circuit.